

Who we are ?

We are Microsoft partners with our India ID : 3895570 & United States ID : 4750099. We have been Microsoft partners since 2011 helping businesses owners with IT solutions since 22 years. We are well known by our customers for delivering quality services at competitive cost.

Contact Us

Phone: 0251-2976610 / 9768 11 59 11

Email: itexpert@rututechnologies.com

Web: www.rututechnologies.com

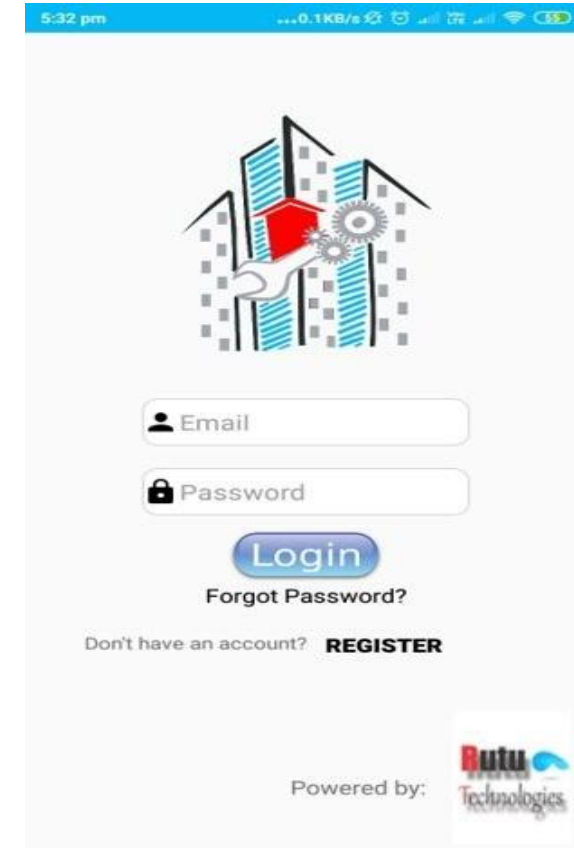


Design | Deploy | Develop | Support

RutuTechnologies : B-128, Regency Plaza,
Shanti nagar, Valdhuni, Kalyan –
Ambernath road, Ulhasnagar 421
003. Kalyan.

Society management is a thankless job performed by the committee members; we are trying to help this great people by having things made easier in their payless Job.


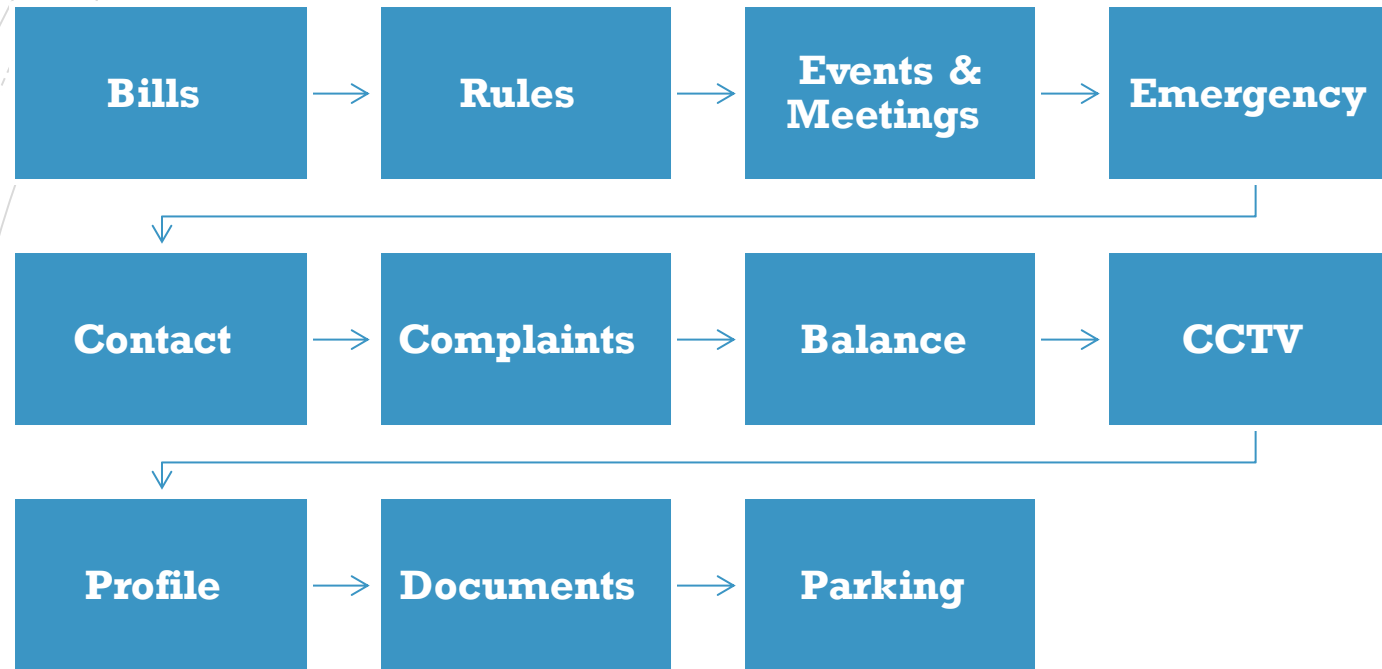
[Society Management Android app Booklet]



Rutu Technologies

Design | Deploy | Develop | Support

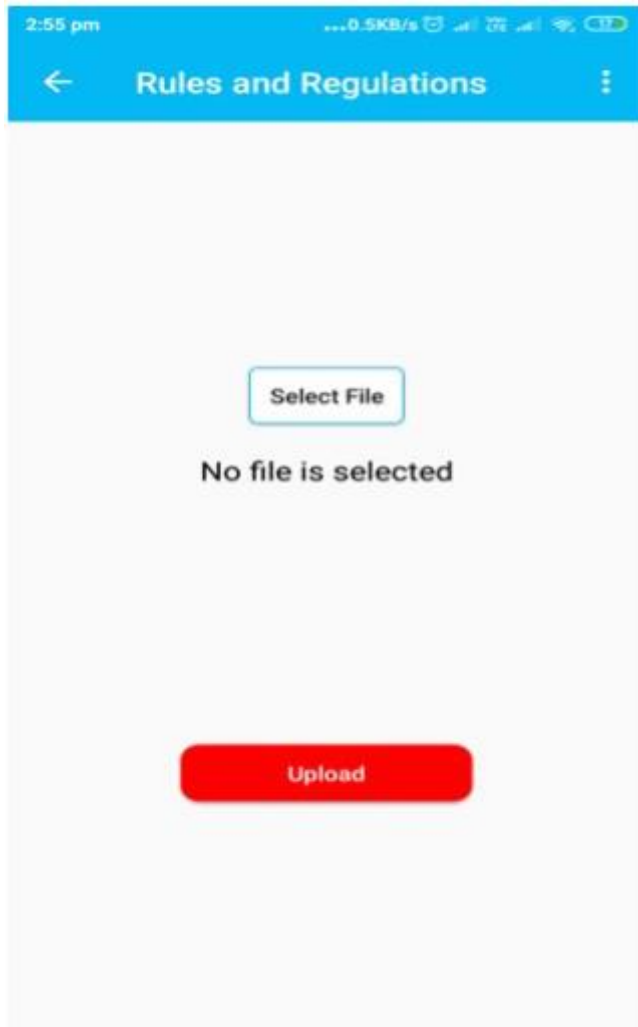
App Modules





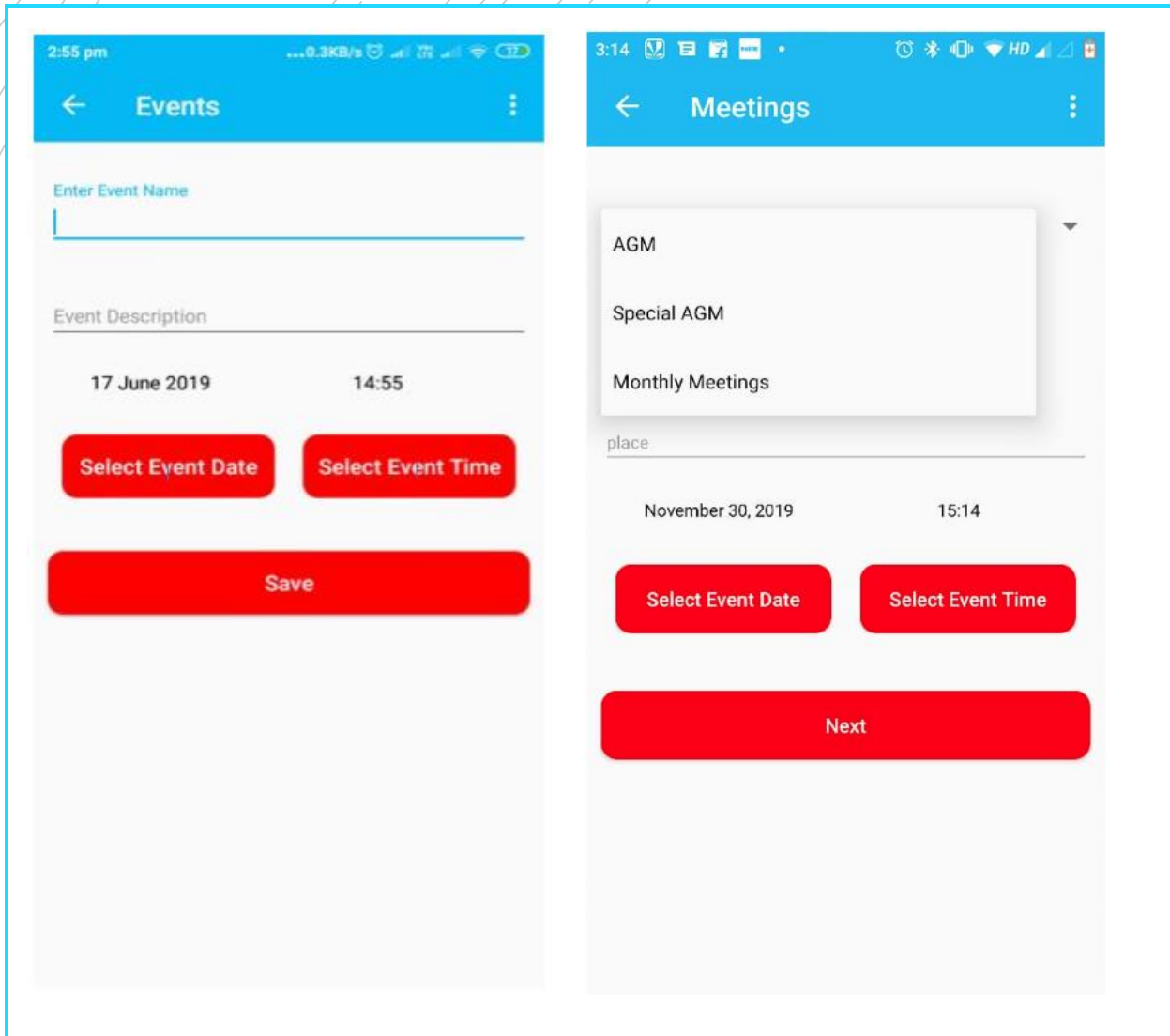
Module Description

- **Bills** : The bills module helps you generate the bills for all flats at one shot. You also get an ability to edit an individual bill if needed. Once the bill is generated one copy is automatically displayed in the individual Flat owners account as pending. Once the owner pays the maintenance bill in either by cash or cheque the Admin can approve the same and the status of the bill changes to Paid automatically in the flat owners account displayed to the Admin too. Admin also has an option to view bills of all the flat owners at one tap.



Module Description

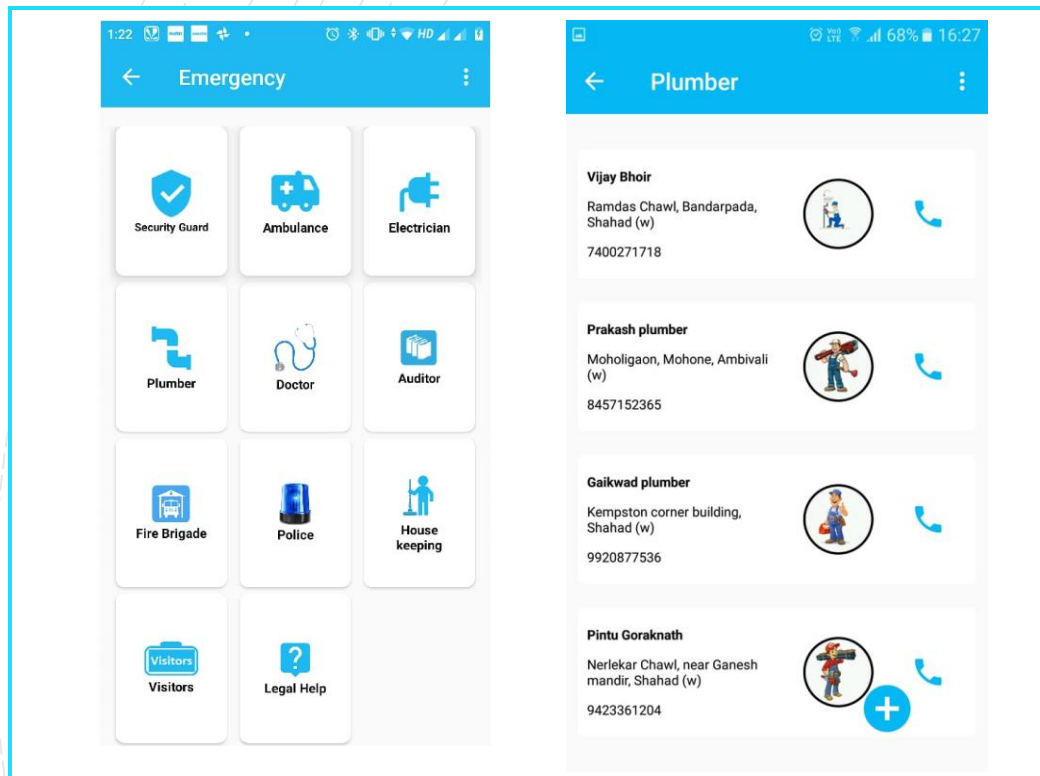
- **Rules & Regulations** : Your society Admin can go ahead and add the .pdf file for Society rules and regulations or can upload the Bye-Laws to this section so that any member in the society trying to understand the rules and regulations gets complete information about the society rules.



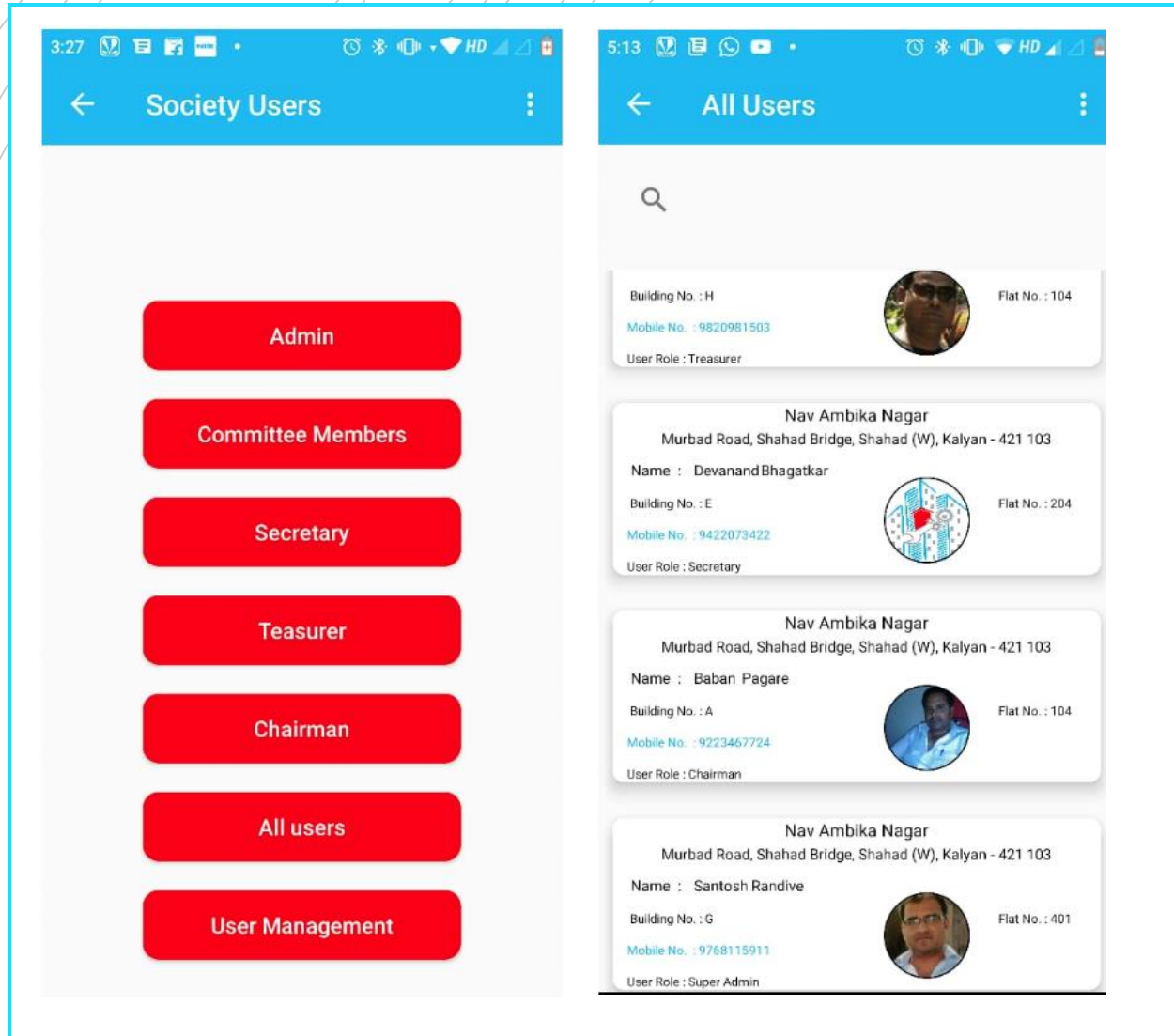
Module Description

- **Events** : Any member in the society can go ahead and create events like, Laxmi Puja, Satyanarayana Puja, Ganesh Chaturthi, Navratri, Diwali with the specific date and time and the same will be seen by all the members in the society.
- **Meetings** : Create and manage meetings like AGM, Special AGM & Monthly meetings.

Module Description



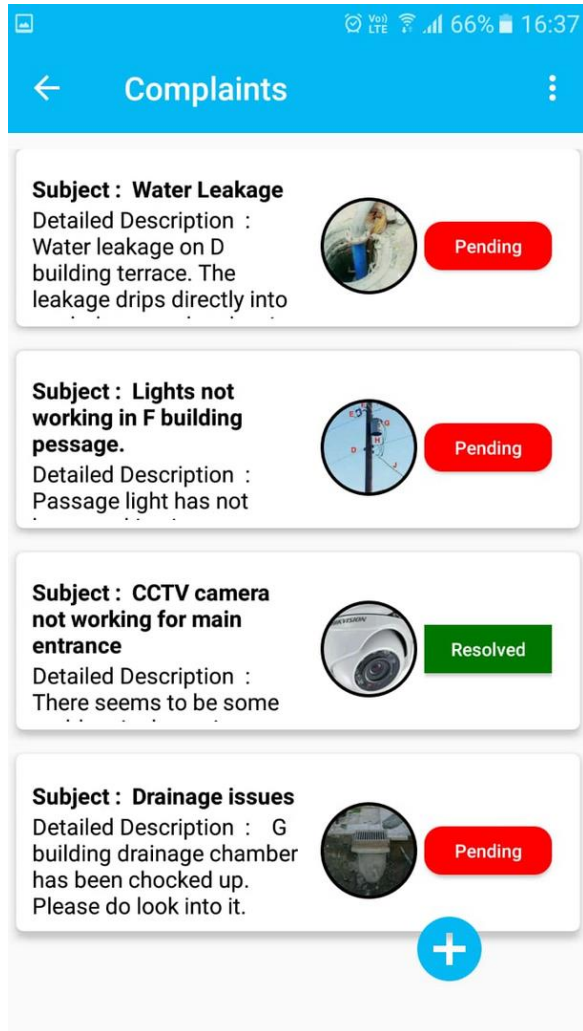
- **Emergency** : You have 11 options in Emergency tab at the moment.
- Security Guard
- Electrician
- Plumber
- Ambulance
- Auditors
- Doctors
- Police
- House Keeping
- Fire Brigade
- Visitors
- Legal Advice
- You just have to tap the desired emergency contact and it dials the number for you without having to dial in the number manually.



Module Description

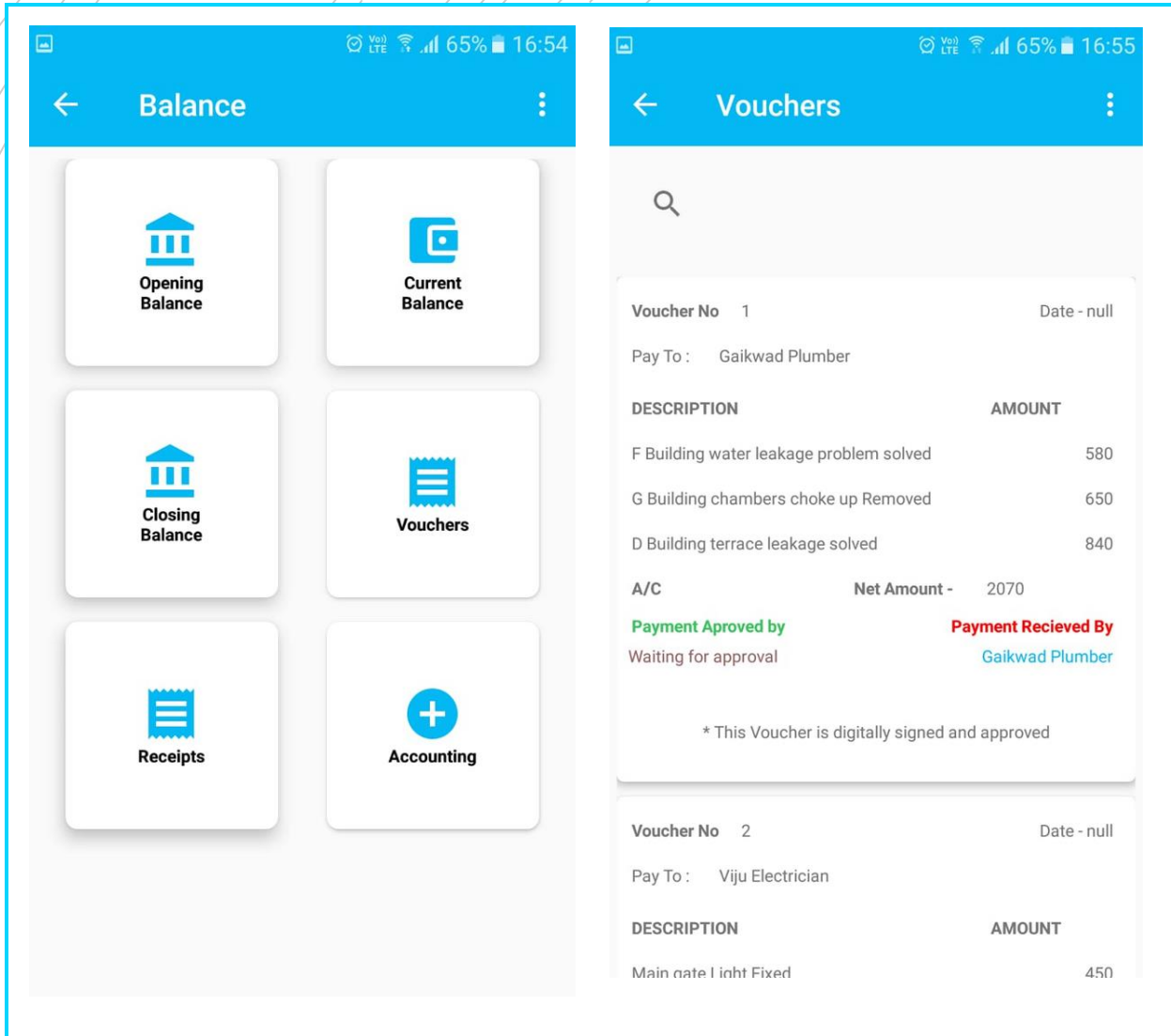
- **Contact us** : Using this section, a society member can have access to all the Committee members contact details. A member can directly tap on any of the Committee members contact and call directly. Admin, Chairman, Secretary & Treasurer have access to contact details to all the society members so that they can call any of the society member for official use.

Admin can also change the role of a desired person to Chairman, Secretary Treasurer ect using the User management option.



Module Description

- **Complaints** : This section would be very handy when you want to register a complaint to your society committee, you have an ability to send an image with a heading and a detailed description of the complaint.
- Not only that, but it is set in such a way that until and unless you change the status to Resolved the status remains as pending.
- You can change it to resolved once the society committee resolves your complaint.

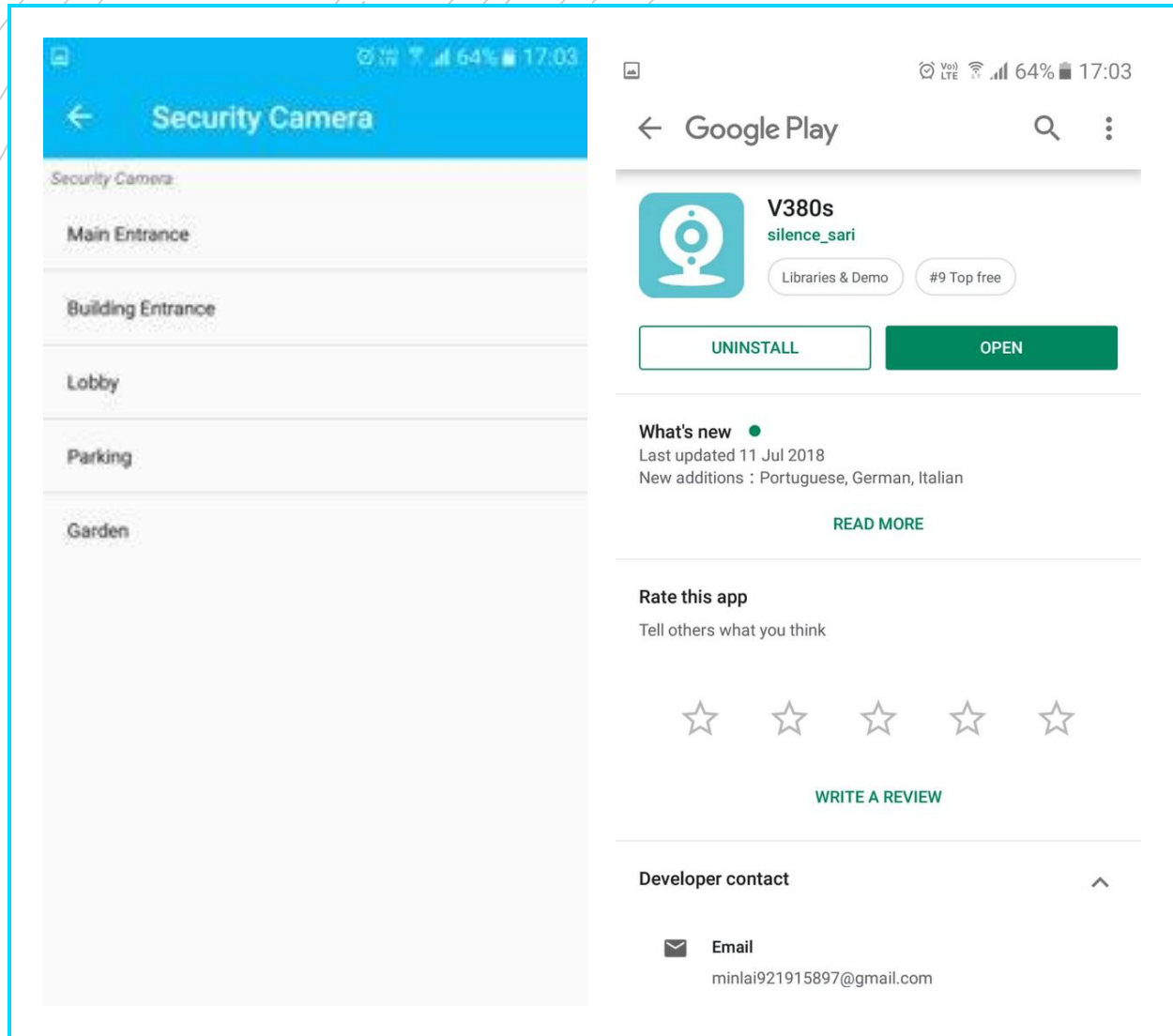


Module Description

- **Balance** : Check the status of the below financial activities :
- Opening Balance
- Current Balance
- Closing Balance
- Vouchers
- Receipts

Make receipts and vouchers as needed.

Not only that, once the vouchers are made, they go for an approval to the Chairman Secretary and Treasurer.



Module Description

■ **CCTV** : This is one of the major security found in one of the module in our app. Using this you can have access to below kind of security cameras :

- Main Entrance
- Building Entrance
- Lobby
- Parking
- Garden

Once you get permissions from your society you can access any of this area security cameras.

VoLTE 63% 17:07

← Edit Profile

upload

First Name: Santosh

Last Name: Randive

Email Address: santosh@rututechnologies.com

Password: 123456

Aadhar No: 123456789101

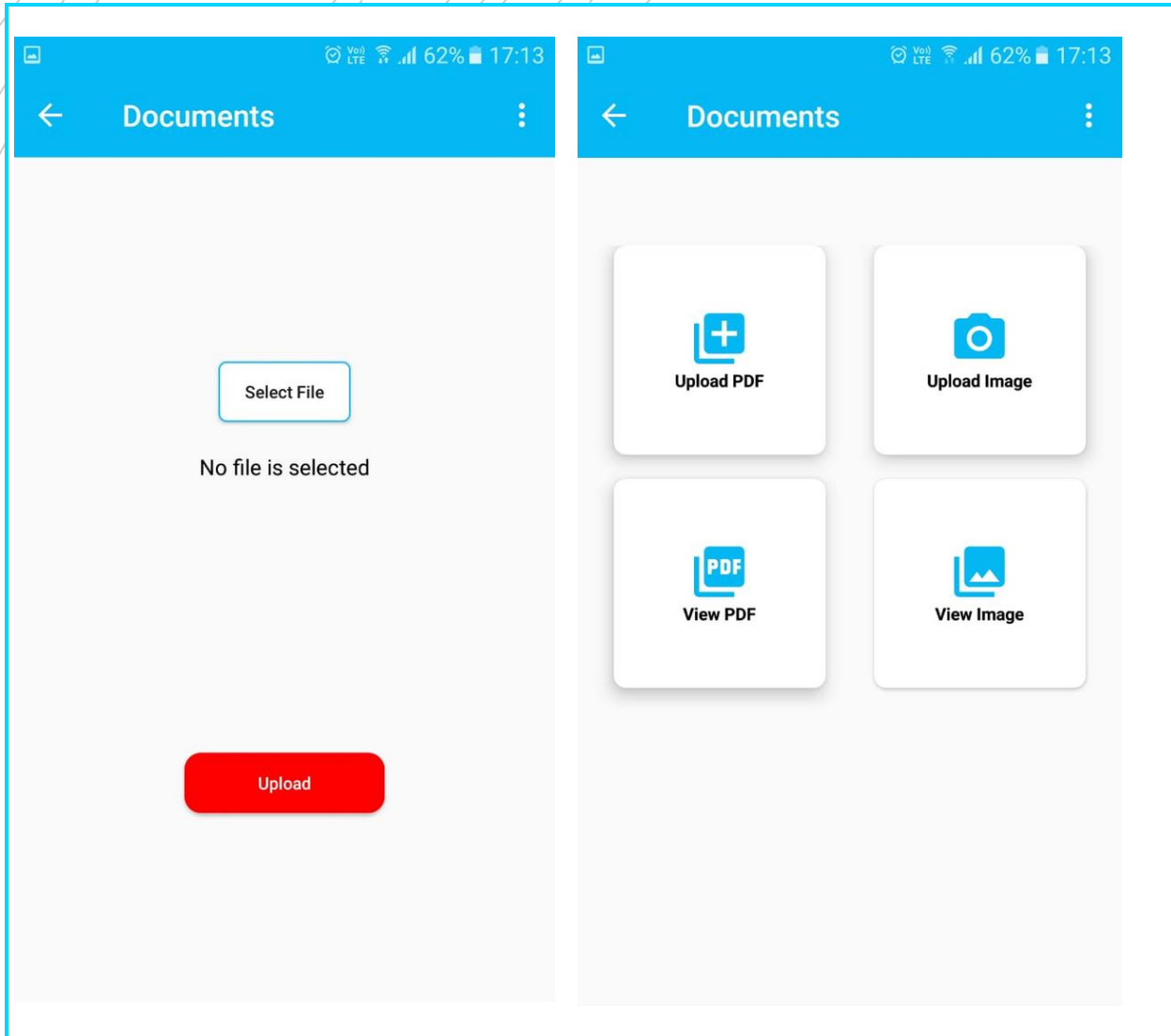
Mobile No: 9768115911

Submit

Module Description

▪ **Profile :** You can use this module to update below stuff :

- Profile Picture
- Password
- Phone Number
- Email Address
- Aadhar number



Module Description

- **Documents** : Here you can go ahead and upload the property related documents, like Maintenance bill receipt copy, Share certificates, Agreements, Registry copies etc.

Left Screenshot: Add Vehicle Form

Header: Parking

Fields:

- Select Type of Vehicles:
 - Two Wheeler (with motorcycle icon)
 - Three Wheeler (with auto-rickshaw icon)
 - Four Wheeler (with car icon)
 - Two Wheeler (with motorcycle icon)
- Vehicle Number:
 - MH 05 6534
 - MH 04 CA 5634
 - GA 02 9746
 - MH 04 7686

Submit Button

Right Screenshot: Search Results

Header: Parking

Search Icon

Results:

- Santosh Randive** (Flat no. C 401) - No of Vehicles : 5
 - Two Wheeler: MH 05 DA 4272
 - Four Wheeler: MH 05 CH 4272
 - Two Wheeler
- Shahanur Sheikh** (Flat no. E204) - No of Vehicles : 5
 - Two Wheeler: MH 05 5634
 - Three Wheeler: MH 05 8734
 - Two Wheeler: MH 05 2375

Bottom: Santosh Randive (Flat no. C 401)

Module Description

- **Parking** : Parking module helps you in keeping a track of vehicles in the societies by displaying below information :
 - Owner name
 - Flat no.
 - Vehicle type
 - Vehicle Number
- You also have a great search functionality where you can search according to the owner, vehicle no. or flat no.

The image features a large, vibrant red oval centered on a white background. Inside the oval, the text "*** End of presentation ***" is written in a clean, white, sans-serif font. The text is arranged in two lines: the first line contains four asterisks followed by the words "End of presentation" and another asterisk, and the second line contains three asterisks centered below the first line. The background is decorated with several thin, light gray lines that form concentric, overlapping circles and arcs, some of which are dashed. A dark gray, curved shape is visible on the left side of the red oval, partially overlapping its edge.

*** End of presentation ***
